






ZESTAWIENIE STOLARKI OKIENNEJ DLA BUDYNKU ŚWIETLICY W BATOWIE

SYMBOL		O1	O2	O3	O4	O5
SCHEMAT OKNA						
Wymiary zestawcze		12 x 18	12 x 15	15 x 15	6 x 6	9 x 12
Zewnętrzne wymiary Ościeżnicy (mm)	S	1180	1180	1480	580	880
	H	1755	1455	1455	555	1155
Wysokość parapetu (m)		0,85	1,15	0,85	2,05	1,45
Parter	(szt)	4	6	2	11	1
Uwagi						okno hallu